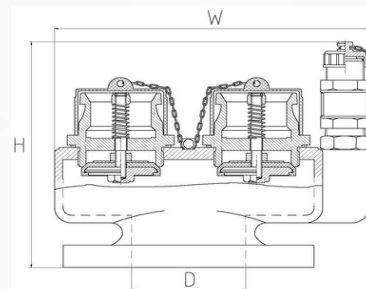
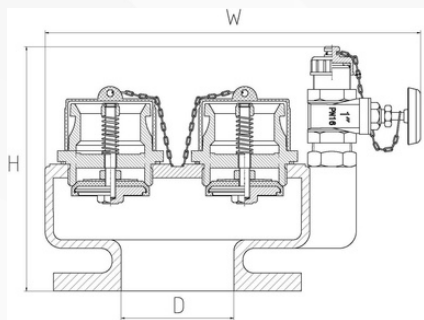



2-WAY & 4-WAY INLET BREECHINGS

FOR DRY RISERS

PRODUCT DESCRIPTION

- Breeching inlet test and certificate complying with BS 5041-3.
- Licence/Certificate C1153ld (Approve by LPCB).
- Ductile Casting body, Wall thickness $\geq 3.5\text{mm}$ RAL3000 polyester epoxy Powder coating, Inner thickness $\geq 100\mu\text{m}$, outer thickness $\geq 200\mu\text{m}$.
- Outlet Flange complying with BS 4504-2 16/21.
- The Flange to blank cap $\leq 260\text{mm}$ Inlets copper alloy LG2 with non-return valve 2-way inlet connections spaced $\geq 115\text{mm}$ 4-way inlet connections spaced $\geq 150\text{mm}$ Stainless steel spring & lock nut DN25 Drain valve complying with BS 5154.
- Plastic blank cap with chain Vertical or Horizontal mounting Non-return valves Test 1.7 bar Working pressure 20 bar, Test pressure 30 bar.



TYPE/MODEL	SIZE	HEIGHT	WEIGHT	INLET	OUTLET
2-Way / FK08-202-00	DN100	235MM	320mm	BS336	220MM
4-Way / FK08-203-00	DN150	255mm	340mm	BS336	285mm

